

Service Bulletin

JANUARY 2009

REFRIGERATORS

All 16', 17', and 18' TMNF MODELS
WITH A SERIAL NUMBER BEGINNING
WITH 7 OR 8.

REF 01-09

INTERNAL MOISTURE: FROST / ICE ACCUMULATION SWEATING / LEAKING WATER

When excessive moisture or ice accumulates on the interior of the refrigerator, the door gaskets may need to be resealed.

Pull one corner of the gasket
away from the retainer strip...



Place a 2" bead of
RTV102 sealant along
the inside of the retainer
strip at each corner. Fill
the gap between the
retainer strips with RTV.

Reinstall the gasket.
Repeat for all 8 corners.



GE Appliances
General Electric Company
Louisville, Kentucky 40225

GE CONFIDENTIAL AND PROPRIETARY INFORMATION-NOT FOR PUBLIC DISCLOSURE

N.D. 2427 REF 01-09

Service Bulletin

MARCH 2009

REFRIGERATOR

MODELS PFSS6, PFSF6 PRODUCED

JULY 2007 THROUGH FEBRUARY 2008

SERIAL NUMBERS: MM070000 to DR079999

REF 02-09

ICE NOT AVAILABLE/NOISY ICEMAKER/NO ICE PRODUCTION

When the icemaker dumps ice cubes to the ice bucket, ice cubes jam between the icemaker and the liner. The icemaker makes a loud noise and eventually stops working.

REPAIR

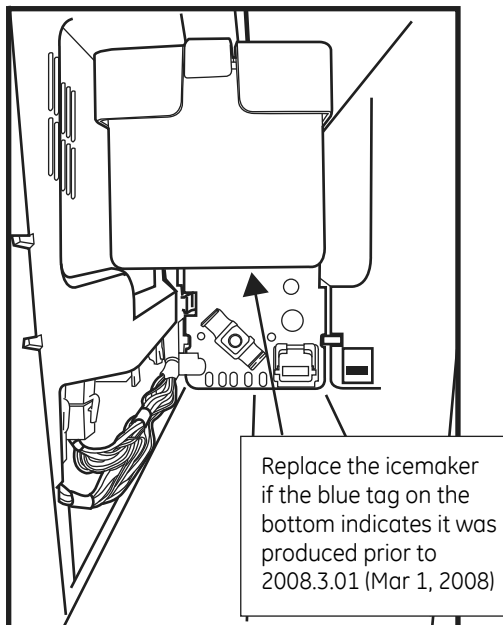
Replace both the icemaker **WR30X10097** and the mainboard **WR55X10763** if they meet the following criteria:

Replace the icemaker if the blue tag on the bottom indicates it was produced prior to 2008.3.01 (March 1, 2008).

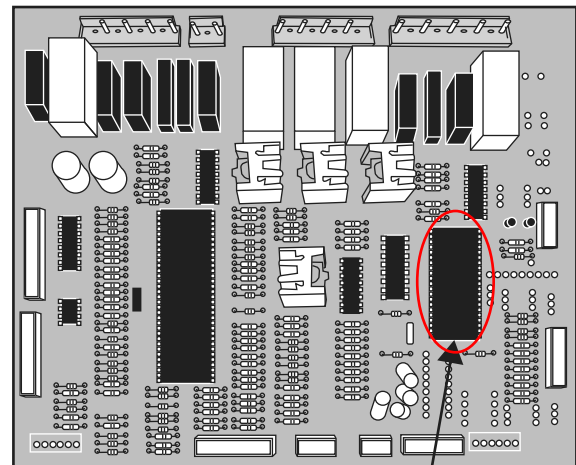
Replace the mainboard if the software version is lower than 4.02 on the left processor.

NOTE: Recent production of these models use a different mainboard. When board replacement is required, always consult the parts catalog for the correct replacement part.

WR30X10097



WR55X10763



Replace the mainboard if the software version is lower than 4.02 on the left processor.



GE Appliances
General Electric Company
Louisville, Kentucky 40225

GE CONFIDENTIAL AND PROPRIETARY INFORMATION-NOT FOR PUBLIC DISCLOSURE

Service Bulletin

MARCH 2009

REFRIGERATOR

MODELS PFSS6, PFSF6

SERIAL NUMBERS: MM070000 to GR079999

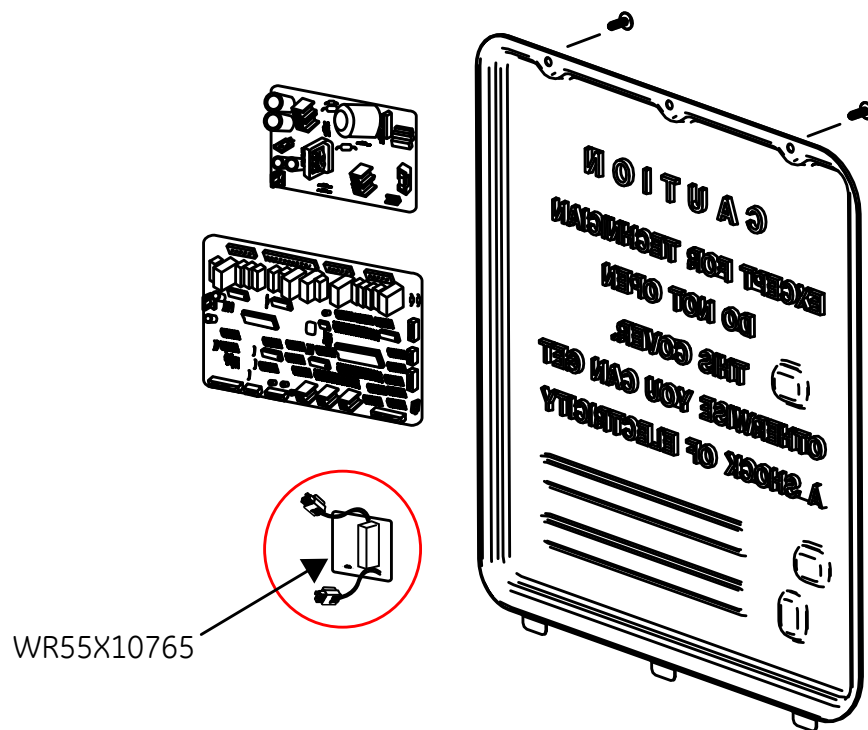
FR055000 to DS069999

REF 03-09

REFRIGERATOR FRESH FOOD LIGHTS FLICKER OR ARE DIM

The fresh food lighting is provided by LED's located at the top of the cabinet and behind the vegetable bins in the fresh food section.

If the LED lights flicker, or are dim, replace the LED light board, part number WR55X10765. The LED light board is located inside the main board enclosure on the back of the refrigerator.



GE Appliances
General Electric Company
Louisville, Kentucky 40225

GE CONFIDENTIAL AND PROPRIETARY INFORMATION—NOT FOR PUBLIC DISCLOSURE