



GE Monogram

General Electric Company
Appliance Park, Louisville, KY 40225

Service Bulletin

GE MONOGRAM REFRIGERATORS
MAY 1995 TO CURRENT
CRACKED WATER TUBING

REF 10-00

JUNE 2000

CRACKED WATER TUBING AT THE RECESS FLANGE

If Monogram refrigerator has water leaking from the bottom of the freezer door. The leak is likely to be caused by cracked tubing. The tubing is cracked at the recess flange behind the dispenser.

The repair can be accomplished with the use of a grommet and tube assembly **WR17X3670** (5/16" tubing) with **WR2X9286** or **WR02X10444** reducing connectors (5/16" to 1/4").

Installation of Grommet and Tube Assembly

1. Remove recess
2. Cut **WR17X3670** grommet and tube assembly as shown in Figure 1.
3. Cut tube on door at same location
4. Remove old grommet and tube assembly
5. Install new grommet and tube assembly making connection at bottom of recess (make sure connection is secure)
6. Check for leak
7. Replace recess

Note: If the original part is used for replacement it may continue to crack.

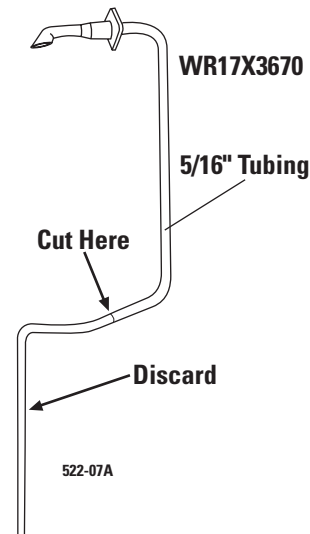
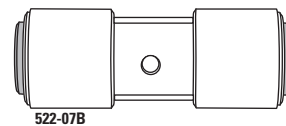
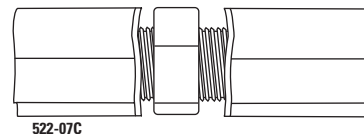


Fig. 1



WR02X10444



WR2X9286