

Service Bulletin

FEBRUARY 2007

ALL SIDE-BY-SIDE REFRIGERATORS
WITH ICE DISPENSER IN DOOR

REF 01-07

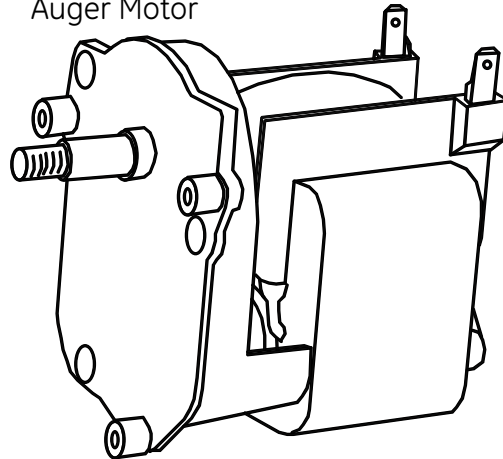
REPLACEMENT OF AUGER MOTOR

The auger motors listed below are being introduced beginning in 2007 for mass production and service parts. See table for application usage.

There is some difference in terminal spacing width from previous auger motors. The boot that covers the auger motor is flexible, so the same boot can still be used by fitting the terminals through the holes in the boot.

When replacing motors with older style gearbox, it is possible only 2 of the 3 mounting holes will align. In these cases, omit the third screw.

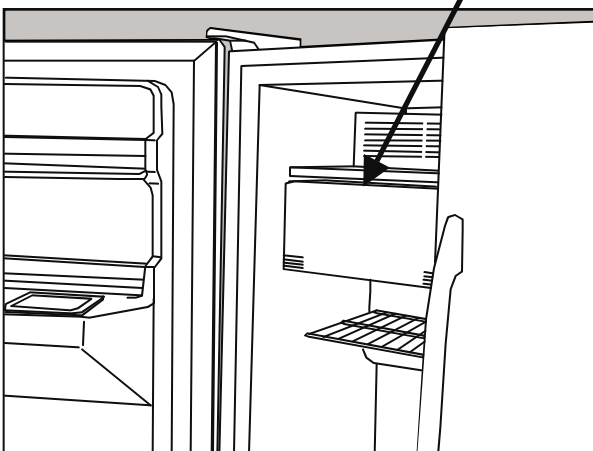
Auger Motor



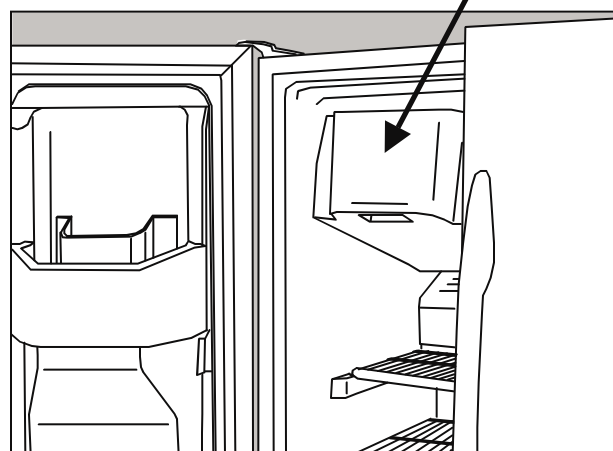
International Models Only

<p>WR60X10230 Red coil tape 115v Horizontal Bucket 15 RPM - CW</p> <p>Replaces: WR60X10056 WR60X10103</p>	<p>WR60X10231 Black coil tape 115v Inclined Bucket 28 RPM - CW</p> <p>Replaces: WR60X10125</p>	<p>WR60X10236 Black coil tape 115v Horizontal Bucket 28 RPM - CCW</p> <p>Replaces: WR60X0202</p>	<p>WR60X10232 Blue coil tape 220-240v Horizontal Bucket 15 RPM - CW</p> <p>Replaces: WR60X10060 WR60X10193</p>	<p>WR60X10233 White coil tape 220-240v Inclined Bucket 23.5 RPM - CW</p> <p>Replaces: WR60X10211</p>	<p>WR60X10237 White coil tape 220-240v Horizontal Bucket 23.5 RPM - CCW</p> <p>Replaces: WR60X10162</p>
--	---	---	---	---	--

Horizontal Ice Bucket



Inclined Ice Bucket



GE Appliances
General Electric Company
Louisville, Kentucky 40225

GE CONFIDENTIAL AND PROPRIETARY INFORMATION—NOT FOR PUBLIC DISCLOSURE